



**Template**



Symbolic image

- Template for drilling the fixing positions for mounting plates (Ø 2.5 mm)
- Template for pre-drilling the fixing positions for adapter plates (BLUMOTION/TIP-ON for doors)
- Template for transferring door measurements to the cabinet
- If mounting plate fixing positions are standard throughout, then it is possible to fix several templates to a wooden strip
- Assembly on a marking line
- Material: steel

**Assembly possibilities**

- AVENTOS HF**
- AVENTOS HK-XS**
- CLIP top BLUMOTION**
- CLIP top MODUL**

**Page instructions**

Overview – templates	734
Overview – assembly possibilities	736

**Application video**

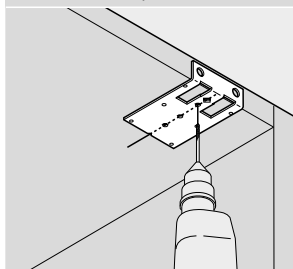


**Order information**

	Description	Part no.
	Template	65.5300*
<b>Composed of:</b>		
-	1 x Template	

**Assembly possibilities**

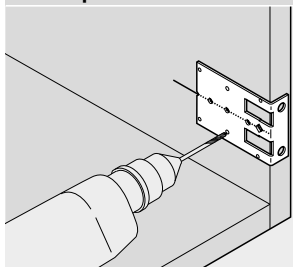
**AVENTOS HF/AVENTOS HK-XS**



**Hinge system assembly**

- Mark hinge arm centre or hinge arm outside edges on cabinet
- Attach template and pre-drill fixing positions for inline (20 mm) or cruciform mounting plates (37 mm)

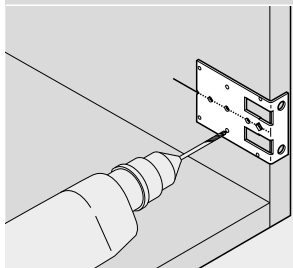
**CLIP top BLUMOTION/CLIP top/MODUL**



**Hinge system assembly**

- Mark hinge arm centre or hinge arm outside edges on cabinet
- Attach template and pre-drill fixing positions for inline (20 mm) or cruciform mounting plates (37 mm)

**AVENTOS HK/AVENTOS HK-S/AVENTOS HK-XS/CLIP top**



**Assembly BLUMOTION/TIP-ON for doors**

- Position template on marking line
- Drill holes for BLUMOTION/TIP-ON adapter plate (20/37 mm)